

# ICONIK (F80)

## Bifold Door System



The Iconik bifold door system has been engineered to streamline fabrication, simplify stockholding, and accelerate installation without compromising on performance. With slim 87mm interlocks and U-values as low as 1.2 (double glazed single & double door) achieved through advanced seals. Iconik delivers maximum efficiency alongside a modern aesthetic.

Designed for flexibility, the same outerframe and components are used across bifold, single, and double door configurations - requiring only a sash change, one lock, and common cleats across sash and frame mean fewer parts to manage and reduced stockholding.

On-site, Iconik is faster to fit thanks to a 2mm tolerance that removes the need for final panel measurement, while the Quik Clip Bead secures in seconds. The result: a high-performance system that saves time in production, reduces stock complexity, and speeds up every stage of installation. Other key design features include the 110mm mid rail, which allows the creation of transoms with the standard sash.

### DESIGN FEATURES

- › Non-Handed Lock and Keep – easier fabrication and installation
- › Optional Shootbolt Locking for larger openings
- › Slim Hinges and Rollers – modern, elegant design
- › High-Capacity Rollers – 130 kg per panel, smooth operation
- › Half-Roller Design – no floating mullion, cleaner appearance

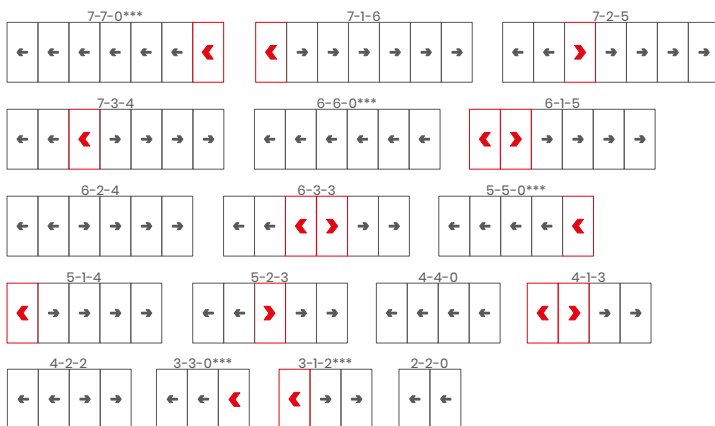
### OPTIONS

- › Shootbolt Hardware – for added security
- › Taller Door Capability – for larger openings
- › Thermal Insulation – plastic isolators and glazing foam
- › HI & Standard Insulation Variants – to meet performance needs

## SPECIFICATIONS

Performance* and accreditations	F80 SLIM BIFOLD	F80 STANDARD BIFOLD	F80 STANDARD SINGLE DOOR	F80 STANDARD DOUBLE DOOR
U-Value (Double Glazing) (Ug: 1.0 W/m²K)	1.3 W/m²K	1.3 W/m²K	1.2 W/m²K	1.2 W/m²K
U-Value (Triple Glazing) (Ug: 0.7 W/m²K)	1.0 W/m²K	1.0 W/m²K	0.9 W/m²K	0.9 W/m²K
Air Permeability (Standard Threshold)	Class 4 (300 Pa)	Class 4 (600 Pa)	Class 3 (600 Pa)	Class 3 (600 Pa)
Water Tightness (Standard Threshold)*	Class 5a (200 Pa)	Class 5a (200 Pa)	Class 5a (200 Pa)	Class 5a (200 Pa)
Wind Resistance	Class C3 (1200 Pa)	Class C3 (1200 Pa)	Class C3 (1200 Pa)	Class C3 (1200 Pa)
Security	PAS 24	PAS 24	PAS 24	PAS 24
Cycle Testing Primary Leaf BS 6375	50,000	50,000	-	50,000
Secondary Leaf (10% of Primary) BS 6375-2	5,000	5,000	5,000	5,000
<b>System</b>				
Depth	80mm	80mm	80mm	80mm
<b>Configurations</b>				
Opening	Open-In & Open-Out	Open-In & Open-Out	Open-In & Open-Out	Open-In & Open-Out
<b>Size and weight limits</b>				
Max Leaf Height	2400mm std / 3000mm**	2400mm std / 3000mm**	2400mm std	2400mm std
Max Leaf Width	1200mm	1200mm	1200mm	1200mm
Max Vent Weight	130kg	130kg	130kg	130kg
<b>Glazing</b>				
Glazing Options	Clip Bead	Clip Bead	Clip Bead	Clip Bead
Glazing Thickness	24mm-46mm	24mm-46mm	24mm-46mm	24mm-46mm
<b>System Features</b>				
Single Colour	✓	✓	✓	✓
Dual Colour	✓	✓	✓	✓
Textured Finish	✓	✓	✓	✓
Anodised Finish	✓	✓	✓	✓
Multi-Point Locking	✓	✓	✓	✓
Sightline (Head)	80mm	92mm	92mm	92mm
Sightline (Cill)	91mm	92mm	92mm	-
Sightline (Jamb)	80mm	92mm	92mm	92mm
Sightline (Interlock)	87mm	110mm	-	-
Sightline (Midrail)	-	110mm	110mm	110mm

## CONFIGURATIONS



\*\*\*Opposite handing available on all configurations. For more options, refer to the Technical Manual.

## KEY



## OTHER OPTIONS AVAILABLE

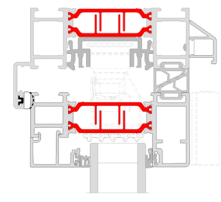


\*Results are based on open in door type.

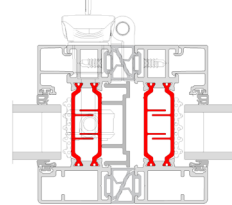
\*\* Please refer to size limits and span charts for specific configuration limitations. \*Results are based on open in door type.

## CAD CROSS SECTIONS AND THERMAL PROFILE

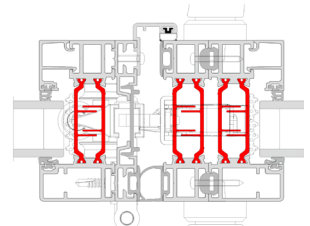
Additional details are available on request.



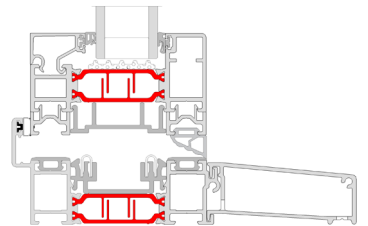
➤ F80 SLIM HEAD



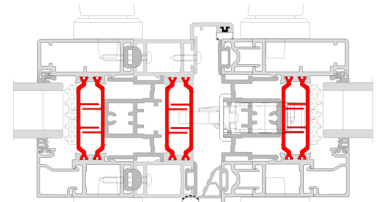
➤ F80 SLIM INTERLOCK



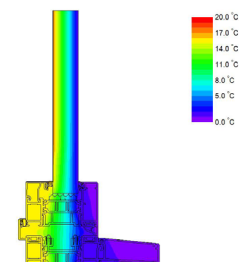
➤ F80 SLIM INTERLOCK - HALF ROLLER



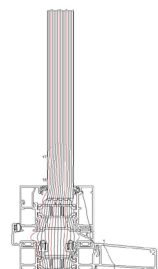
➤ F80 SLIM CILL



➤ F80 STANDARD FRENCH DOOR



➤ F80 THERMAL PROFILE



➤ F80 ISOTHERM