

Please do not write in the white space around the form. This does not replicate when faxing. Use special requirements box for any further information.

1-5 Fletchers Square, Temple Farm Ind Estate,
Sutton Road, Southend-on-Sea,
Essex SS2 5RN
Tel: (01702) 899440 Fax: (01702) 307180

Invoice Name & Address:

Telephone: _____

Customer Ref: _____
Date Required: _____
Previous Quote No: _____
Works Order No: _____
Date Received: _____

Secured By Design Doc Q compliant
U Value Compliant:
BFRC Energy Rated: B
Authorised Retailer - Energy Rated Product
AR No: B

FRAME CONSTRUCTION - Internally Glazed System (dummy sashes will be required)
Outer: AW605 53x58mm AW604 43x58mm Sash: AW685 45mm Flat T Sash Transom / Mullion: AW632 57mm

GLAZING BEAD / GASKET TYPE
Bead: Square Gasket: Black Anthracite Grey






FRAME FINISH
White (RAL9910 Std) RAL: RAL: on White

HANDLE COLOUR
White Gold Black Chrome Satin Grey Enduro Steel

Item	O/All Size		Qty	Design No.	Mullion Break	Transom Drop	Glazing		Glass Description	Spacer Bar Colour*	Add on/ Coupler	Cill Type	Cill Length**	Hinge Type		Hinge Guard	Slot Vent in 73mm Head
	Width	Height					U/G	D/G						Egr	Rest		
1																	
2																	
3																	
4																	
5																	

View all Windows from **OUTSIDE** – including Tilt & Turn Windows

**Std cill length = frame width +100mm

1	2	3	4	5
 <p>Floating Mullion Reqd <input type="checkbox"/></p>	 <p>Floating Mullion Reqd <input type="checkbox"/></p>	 <p>Floating Mullion Reqd <input type="checkbox"/></p>	 <p>Floating Mullion Reqd <input type="checkbox"/></p>	 <p>Floating Mullion Reqd <input type="checkbox"/></p>

Special Requirements: _____

Ordering Notes:
Glazing: 28mm glazing as standard ***Spacer Bar:** Black warm edge spacer bar as standard.
Min/Max Heights: For size limitations see data sheets in the Technical section of our website
Transom/Mullion: AW632 will be used on these windows
Cill Height: 25mm ****Cill sizes available:** 95 / 150 / 190mm
Locks: Shootbolt locking as standard
Frame Add On: 20mm only **Coupler:** 15mm & 26mm available

Important:
Before ordering please ensure that you are familiar with our products and specifications as we will not accept responsibility for want of knowledge in the event that items manufactured do not meet with your requirements. This order cannot be accepted unless signed below.

Signed : _____

Please do not write in the white space around the form. This does not replicate when faxing. Use special requirements box for any further information. 0325ALCO—Issue 2 09/19