



## LETTERPLATES - VARIOUS

### Inside:

- Premium Letterplate
- 12" Slimline Midrail Letterplate

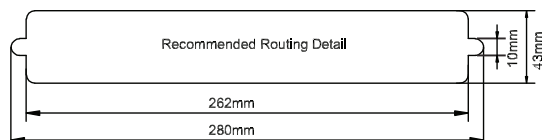
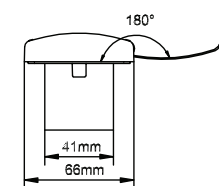
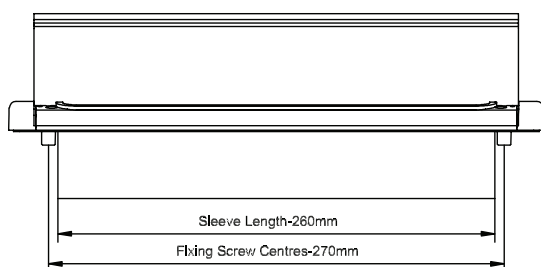
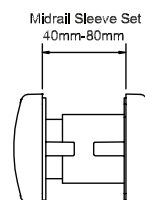
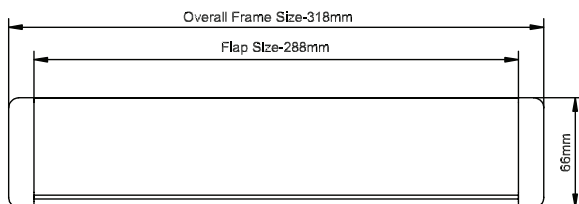
**For further assistance, call 01702 899440**

**[www.alu-tec.co.uk](http://www.alu-tec.co.uk)**

Fletchers Square, Temple Farm Industrial Estate, Southend-on-Sea, Essex SS2 5RN

## PREMIUM LETTERPLATE

- 180 degree opening
- 40/80mm depth sleeves
- External & internal weather and draught seals
- Available in five colours - Black, white, chrome, gold and brushed
- Coating Tested to BS.EN:2007 Grade 5
- 10 year corrosion and mechanical guarantees



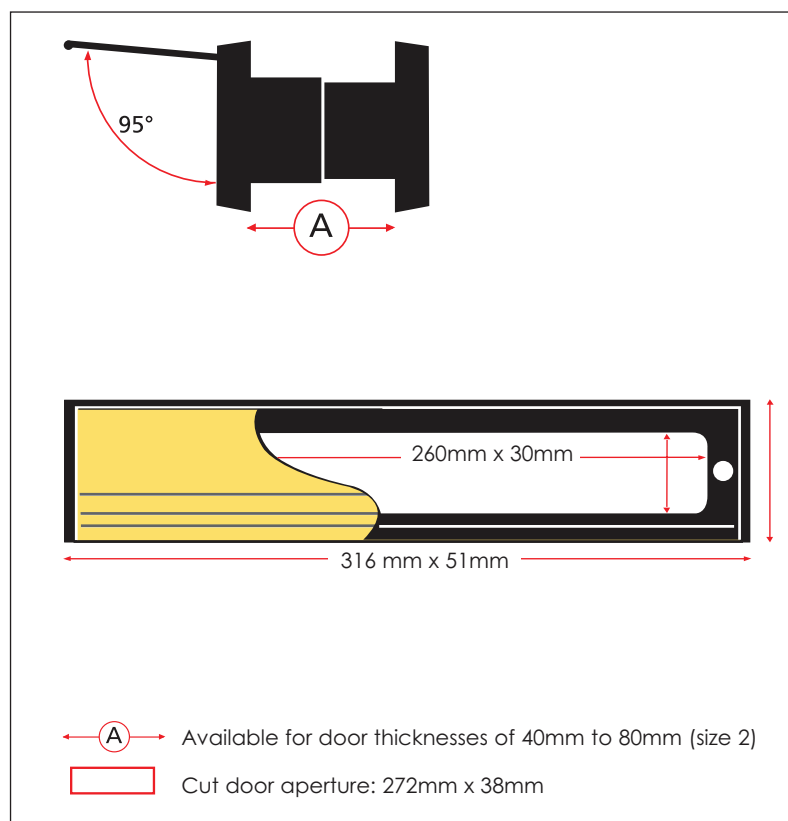
For further assistance, call 01702 899440

[www.alu-tec.co.uk](http://www.alu-tec.co.uk)

Fletchers Square, Temple Farm Industrial Estate, Southend-on-Sea, Essex SS2 5RN

## 12" SLIMLINE MIDRAIL LETTERPLATE

A stylish and ultra slim designed letterbox. The flap opens to 95 degrees and comes complete with fixing bolts and a compression gasket as standard.



- Cut door aperture 272mm x 38mm. Fixing centres 292mm
- Fitted with non corrosive spring mechanism
- Fully sealed backplate
- Fully sealed letterplate flap
- Door thickness range 40-80mm
- Available in silver.

For further assistance, call 01702 899440

[www.alu-tec.co.uk](http://www.alu-tec.co.uk)

Fletchers Square, Temple Farm Industrial Estate, Southend-on-Sea, Essex SS2 5RN