



DOOR HANDLES - VARIOUS

Inside:

- Alpha Standard Door Handle
- Coastline Door Handle
- Lock Lock Security Door Handle

For further assistance, call 01702 899440

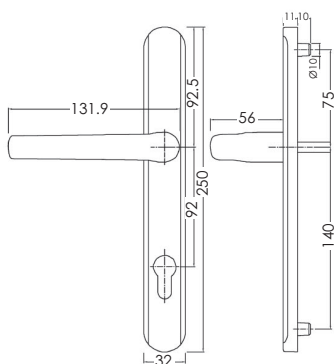
www.alu-tec.co.uk

Fletchers Square, Temple Farm Industrial Estate, Southend-on-Sea, Essex SS2 5RN

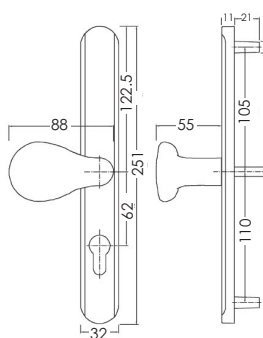
ALPHA DOOR HANDLE

The Alpha door handle has been designed to complement the Alpha espangollette casement window handles with good looks, long life and a comfortable feel in mind.

- Available as Lever/Lever or Lever/Pad
- Six colours available to match the Alpha suite of window and door furniture
- Standard finishes are white, PVD gold, polished chrome, satin, Enduro steel and black.
- Cylinder hole flange gives additional security and eliminates gap around cylinder cut out.



Lever/Lever - Long Backplate



Lever/Pad - Long Backplate

For further assistance, call 01702 899440

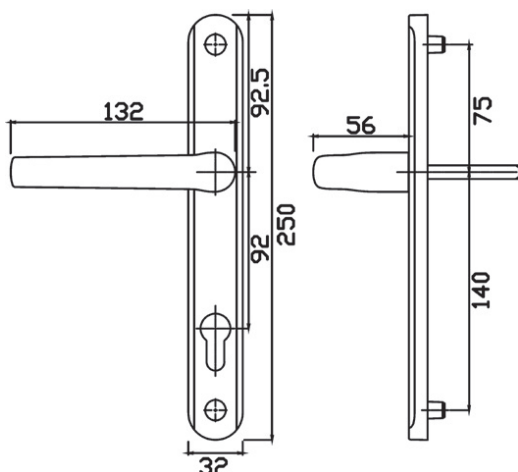
www.alu-tec.co.uk

Fletchers Square, Temple Farm Industrial Estate, Southend-on-Sea, Essex SS2 5RN

COASTLINE DOOR HANDLE

The Coastline Stainless Steel Door Handles from greenteQ are produced from grade 304 stainless steel to provide exceptional resistance to marine corrosion.

- Available in Gold, Chrome, Brushed finishes
- Grade 304 stainless steel construction for exceptional corrosion resistance
- Interchangeable with standard greenteQ Alpha furniture.
- 25 year guarantee*



*The Coastline Door furniture from greenteQ are guaranteed for 25 years. However, these handles must be installed and maintained in accordance with the following recommended guidelines:

- 1) Handle screws must not be over-tightened as this may impair the operation of the hardware.
- 2) All turning points on handles must be lightly lubricated twice a year.
- 3) All surfaces must be regularly cleaned with a soft damp cloth to remove any salt, dust or grime, taking care not to scratch the surface.

Note: The guarantee does not apply to any mechanical or surface finish fault if it is caused by wilful neglect, damage or inappropriate chemical contact.

For further assistance, call 01702 899440

www.alu-tec.co.uk

Fletchers Square, Temple Farm Industrial Estate, Southend-on-Sea, Essex SS2 5RN



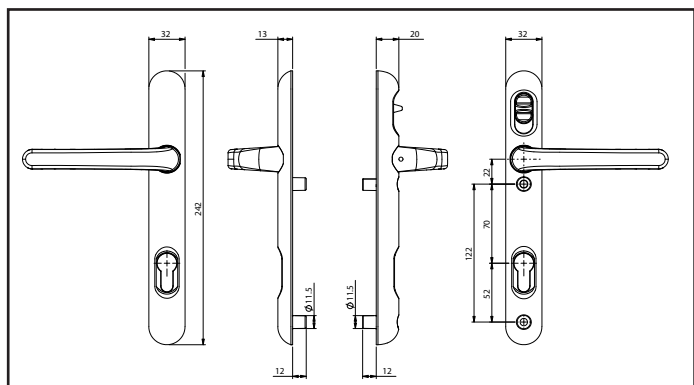
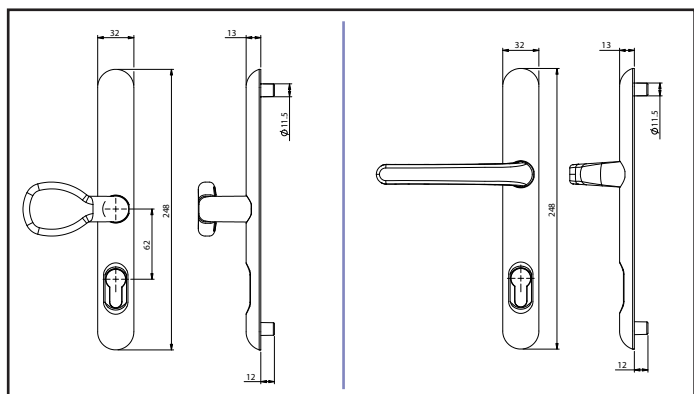
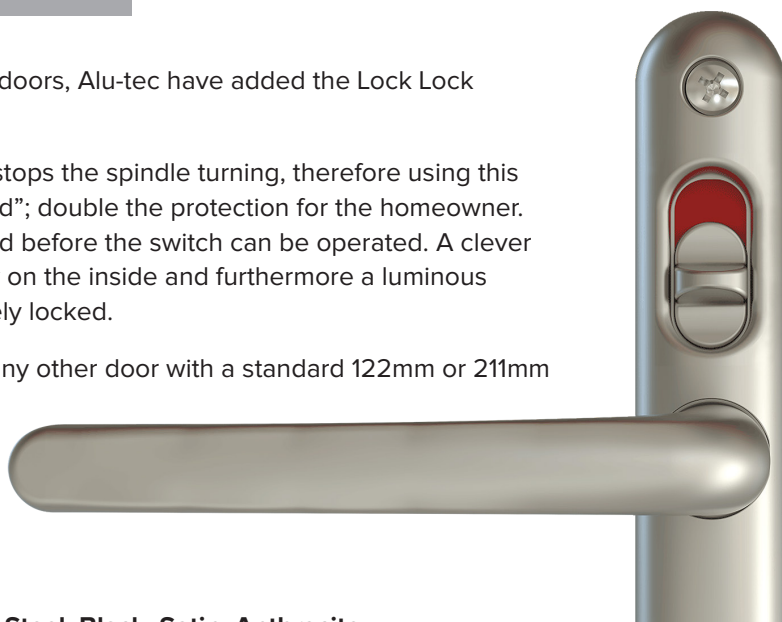
LOCK LOCK SECURITY DOOR HANDLE

For added protection and increased security for your doors, Alu-tec have added the Lock Lock security handle to their hardware collection.

The Lock Lock security handle's patented lock-block stops the spindle turning, therefore using this security handle means the home is "locked and locked"; double the protection for the homeowner. The handle must be turned up and the hooks engaged before the switch can be operated. A clever switch on the handle also removes the need for a key on the inside and furthermore a luminous indicator lets you know that the door is indeed securely locked.

The Lock Lock fits all PVC and composite doors and any other door with a standard 122mm or 211mm handle set.

- Patented Design
- The handle can be retro-fitted
- Available as Lever/Lever or Lever/Pad
- Colours available - White, Gold, Chrome, Stainless Steel, Black, Satin, Anthracite Grey and Rose Gold
- Option available for external handle without a cylinder for doors that are never locked from the outside.



For further assistance, call 01702 899440

www.alu-tec.co.uk

Fletchers Square, Temple Farm Industrial Estate, Southend-on-Sea, Essex SS2 5RN