

Aluminium Bay Window Survey Sheet # 1

Invoice Name & Address:

Page of

Cust Ref:

Date Req:

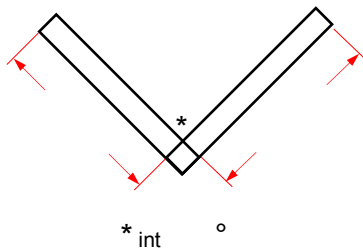
Telephone:

Signed:

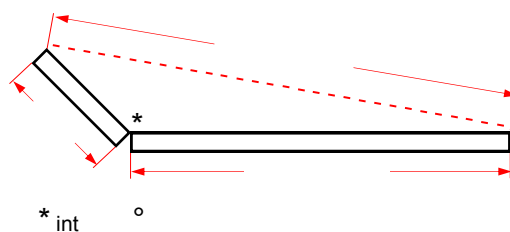
BAY JOINT & ANGLE RANGE	Fixed Angle 90° <input type="checkbox"/>	Variangle 120° - 180° <input type="checkbox"/>			
POLE LENGTH	Poles supplied at Window Height unless otherwise requested: Pole Length + mm				
CILL TYPE	None <input type="checkbox"/>	90mm <input type="checkbox"/>	150mm <input type="checkbox"/>	190mm <input type="checkbox"/>	Cill Horn + mm

ALL DIMENSIONS TO INSIDE FACE OF FRAME - ALL ANGLES TO BE INTERNAL

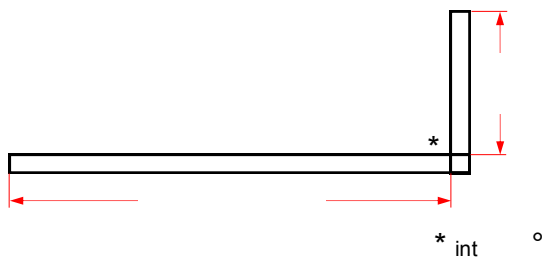
Bay 1



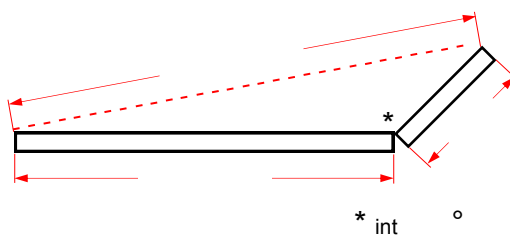
Bay 5




Bay 2



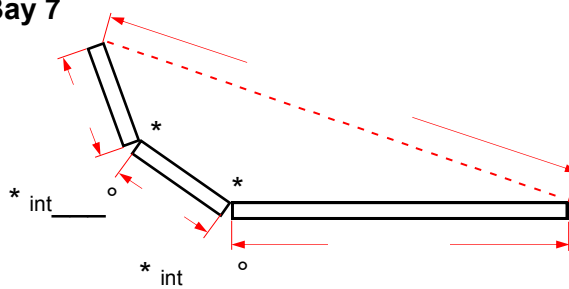
Bay 6



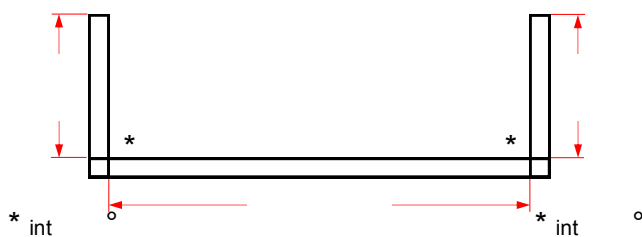
Bay 3



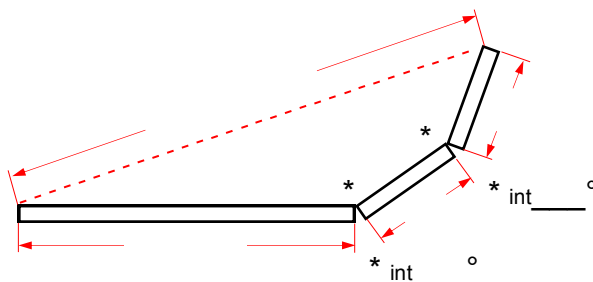
Bay 7



Bay 4



Bay 8



Note: Please ensure that all information and **INTERNAL DIMENSIONS** are provided, this will ensure orders are processed without delay.
Details of the Windows/Doors that go with this bay plan must be entered on our official order form.
Load bearing bays will be supplied with pole jacks.

Aluminium Bay Window Survey Sheet # 2

Invoice Name & Address:

Page of

Cust Ref:

Date Req:

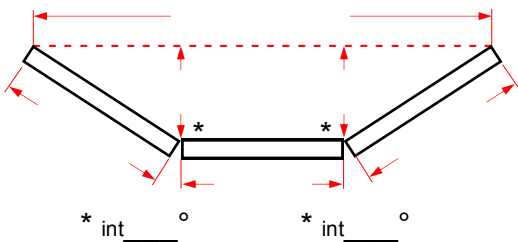
Telephone:

Signed:

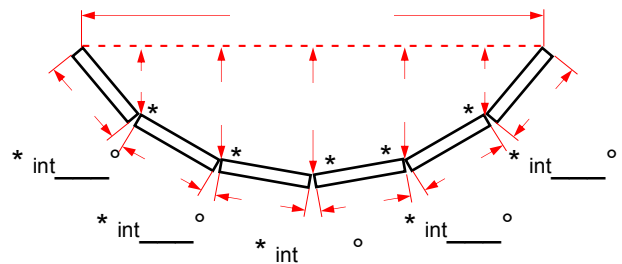
BAY JOINT & ANGLE RANGE	Fixed Angle 90° <input type="checkbox"/>	Variable 120° - 180° <input type="checkbox"/>			
POLE LENGTH	Poles supplied at Window Height unless otherwise requested: Pole Length + mm				
CILL TYPE	None <input type="checkbox"/>	90mm <input type="checkbox"/>	150mm <input type="checkbox"/>	190mm <input type="checkbox"/>	Cill Horn + mm

ALL DIMENSIONS TO INSIDE FACE OF FRAME - ALL ANGLES TO BE INTERNAL

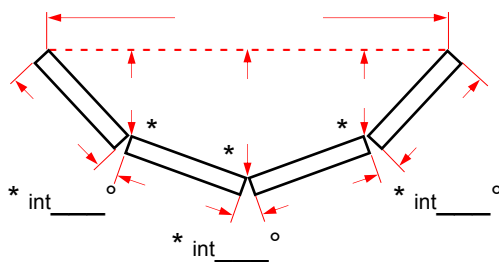
Bay 9



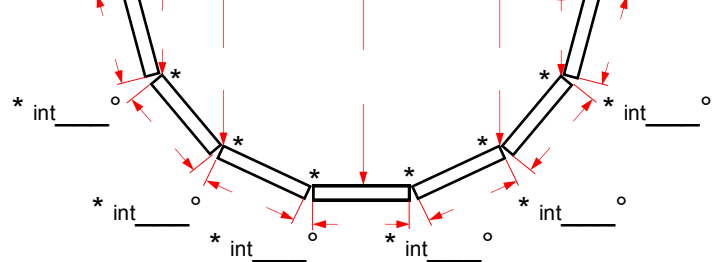
Bay 13



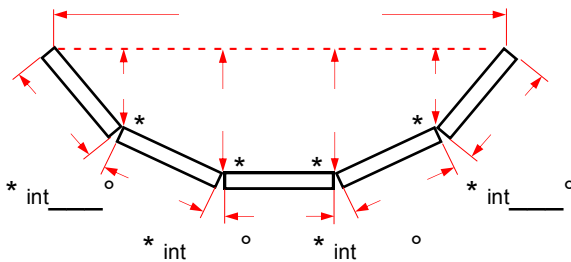
Bay 10



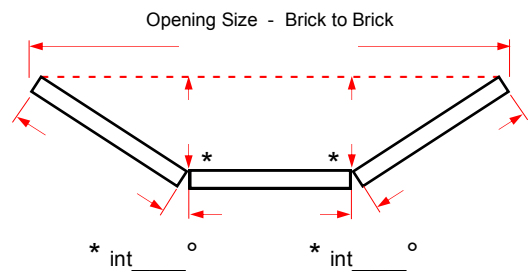
Bay 14



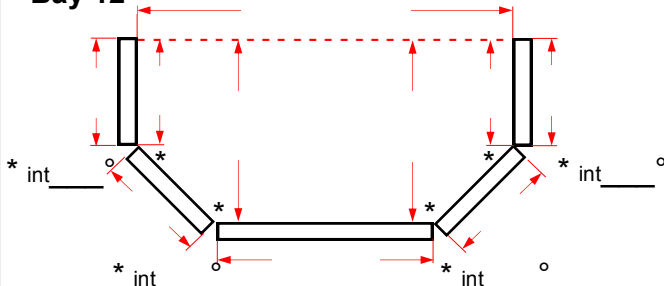
Bay 11



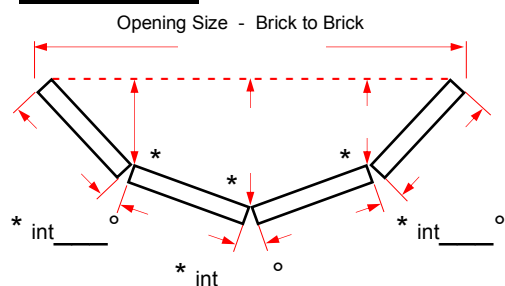
Bay 15 - Plant-on Bay



Bay 12



Bay 16 - Plant-on Bay



Note: Please ensure that all information and **INTERNAL DIMENSIONS** are provided, this will ensure orders are processed without delay.
Details of the Windows/Doors that go with this bay plan must be entered on our official order form.
Load bearing bays will be supplied with pole jacks.